

## DAO, CAPIZ - HSWG Partner Reporting Recovery Shelter Activities (as of 06-OCT-2014)

The graphs shown below represent the sum of households who have received (HH reached) or who will receive (HH targeted or underway) recovery shelter support by HSWG partner agencies. Numbers reached are those reported to the HSWG by 6th October 2014. Household number do not represent the total needs by Barangay - for this, consult with relevant Barangay or Municipality. PLEASE NOTE - scale differs in each graph.

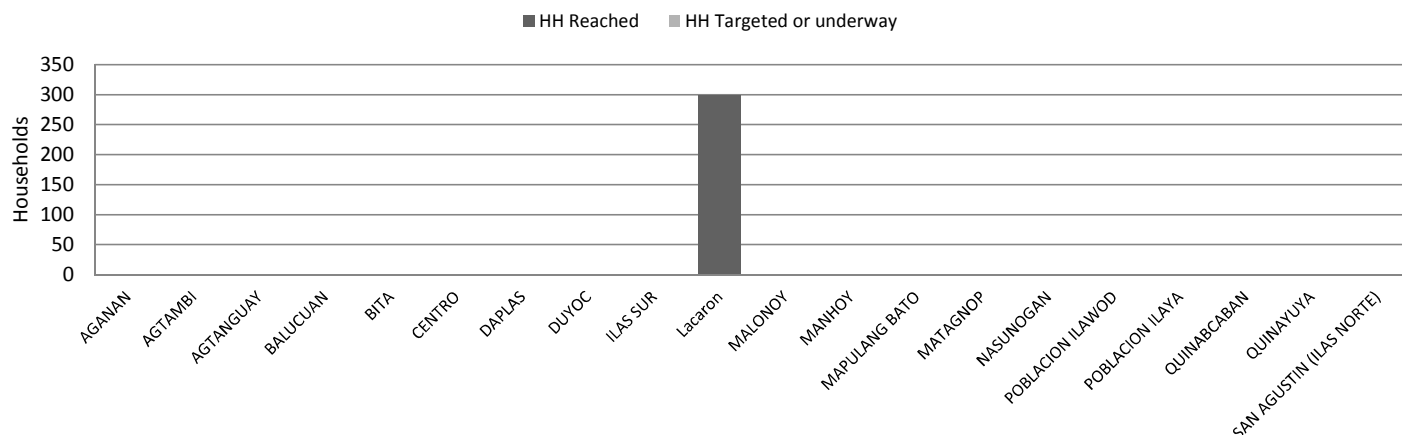
For explanation of intervention types, please see Shelter Cluster Recovery guidelines:

<https://www.sheltercluster.org/Asia/Philippines/Typhoon%20Haiyan%202013/Documents/Recovery%20Shelter%20Guidelines.pdf>

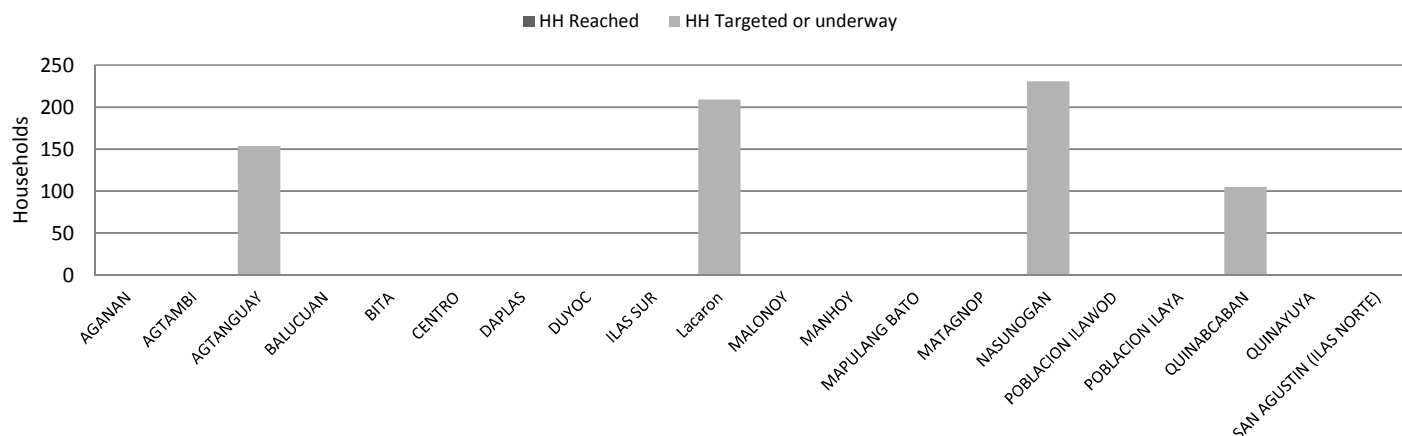
The full data set of HSWG data can be found here:

<https://www.sheltercluster.org/Asia/Philippines/Typhoon%20Haiyan%202013/Documents/20141003%20HSWG%20Database%20for%20website.xlsx>

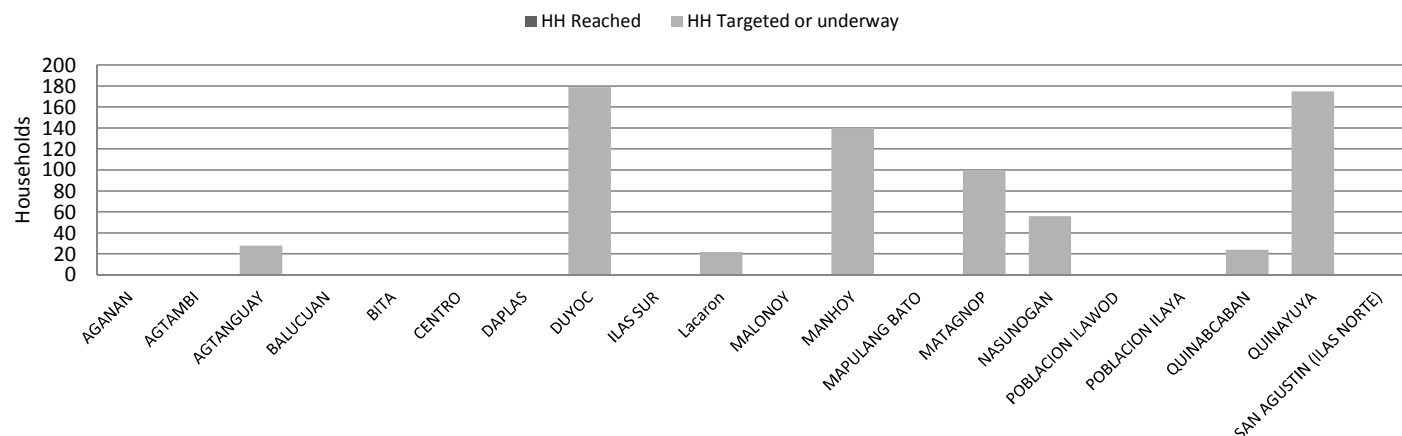
**Repairs & Retrofit - Support for Self Recovery Shelter Kit**



**Repairs & Retrofit - Minor & Major Repairs**



**Core House**





## DAO - HSWG Partner reporting

### Recovery Shelter activities (as of 06-OCT-2014)

#### Interventions By AGENCIES

The data shown below represent the sum of households who have received (HH reached) or who will receive (HH targeted or underway) recovery shelter support by HSWG partner agencies. Numbers reached are those reported to the HSWG by 6th October 2014. The full data set of HSWG data can be found here:

<https://www.sheltercluster.org/Asia/Philippines/Typhoon%20Haiyan%202013/Documents/20141003%20HSWG%20Database%20for%20website.xlsb>

Agency	Temporary Shelter		Repairs & Retrofit		Core House		Permanent House		Total HH Reached	Total HH Targeted
	HH Reached	HH Targeted	HH Reached	HH Targeted	HH Reached	HH Targeted	HH Reached	HH Targeted		
HEKS - TFM					0	594			0	594
PRAY			300	300					300	300
PRC - IFRC			0	699	0	130			0	829
<b>Grand Total</b>			<b>300</b>	<b>999</b>	<b>0</b>	<b>724</b>			<b>300</b>	<b>1,723</b>



## DAO - HSWG Partner reporting

### Recovery Shelter activities (as of 06-OCT-2014)

#### Interventions By BARANGAYS

The data shown below represent the sum of households who have received (HH reached) or who will receive (HH targeted or underway) recovery shelter support by HSWG partner agencies. Numbers reached are those reported to the HSWG by 6th October 2014. The full data set of HSWG data can be found [here](https://www.sheltercluster.org/Asia/Philippines/Typhoon%20Haiyan%202013/Documents/20141003%20HSWG%20Database%20for%20website.xlsx):

<https://www.sheltercluster.org/Asia/Philippines/Typhoon%20Haiyan%202013/Documents/20141003%20HSWG%20Database%20for%20website.xlsx>

	Temporary Shelter		Repairs & Retrofit		Core House		Permanent House		Total HH Reached	Total HH Target
Barangay	HH Reached	HH Target	HH Reached	HH Target	HH Reached	HH Target	HH Reached	HH Target		
AGANAN										
AGTAMBI										
AGTANGUAY			0	154	0	28			0	182
BALUCUAN										
BITA										
CENTRO										
DAPLAS										
DUYOC					0	179			0	179
ILAS SUR										
Lacaron			300	509	0	22			300	531
MALONoy					0	140			0	140
MANHOY										
MAPULANG BATO										
MATAGNOP					0	100			0	100
NASUNOGAN			0	231	0	56			0	287
POBLACION ILAWOD										
POBLACION ILAYA										
QUINABCABAN			0	105	0	24			0	129
QUINAYUYA					0	175			0	175
SAN AGUSTIN (ILAS NORTE)										
<b>Grand Total</b>			<b>300</b>	<b>999</b>	<b>0</b>	<b>724</b>			<b>300</b>	<b>1,723</b>



## DAO - HSWG Partner reporting

**Recovery Shelter activities (as of 06-OCT-2014)**
**Interventions By BARANGAYS & AGENCIES**

The data shown below represent the sum of households who have received (HH reached) or who will receive (HH targeted or underway) recovery shelter support by HSWG partner agencies. Numbers reached are those reported to the HSWG by 6th October 2014. The full data set of HSWG data can be found here:

<https://www.sheltercluster.org/Asia/Philippines/Typhoon%20Haiyan%202013/Documents/20141003%20HSWG%20Database%20for%20website.xlsx>

	Temporary Shelter		Repairs & Retrofit		Core House		Permanent House		Total HH Reached	Total HH Target
Barangays & Agency	HH Reached	HH Target	HH Reached	HH Target	HH Reached	HH Target	HH Reached	HH Target		
<b>AGANAN</b>										
<b>AGTAMBI</b>										
<b>AGTANGUAY</b>			0	154	0	28			0	182
PRC - IFRC			0	154	0	28			0	182
<b>BALUCUAN</b>										
<b>BITA</b>										
<b>CENTRO</b>										
<b>DAPLAS</b>										
<b>DUYOC</b>					0	179			0	179
HEKS - TFM					0	179			0	179
<b>ILAS SUR</b>										
<b>Lacaron</b>			300	509	0	22			300	531
PRAY			300	300					300	300
PRC - IFRC			0	209	0	22			0	231
<b>MALONoy</b>										
<b>MANHOY</b>					0	140			0	140
HEKS - TFM					0	140			0	140
<b>MAPULANG BATO</b>										
<b>MATAGNOP</b>					0	100			0	100
HEKS - TFM					0	100			0	100
<b>NASUNOGAN</b>			0	231	0	56			0	287
PRC - IFRC			0	231	0	56			0	287
<b>POBLACION ILAWOD</b>										
<b>POBLACION ILAYA</b>										
<b>QUINABCABAN</b>			0	105	0	24			0	129
PRC - IFRC			0	105	0	24			0	129
<b>QUINAYUYA</b>					0	175			0	175
HEKS - TFM					0	175			0	175
<b>SAN AGUSTIN (ILAS NORTE)</b>										
<b>Grand Total</b>			300	999	0	724			300	1,723